



nijl[®]



Your partner for a safe working environment

Turn-key supplier of access
solutions for Road and Rail

www.nijlgroup.com

 Road & Rail



Crafting Docking & Access Systems Since 1966

NIJL is a leading global provider in the design, manufacture and turn-key delivery of docking systems and access equipment. While initially focused on providing products for safe operations at heights within the aviation sector, we have expanded our offerings to cater to various industries including road, rail, power and process.

With innovative designs – made by our in-house engineering team, based in the Netherlands – and high-quality materials, we ensure safe and efficient access to the working area. All our products are tailored to the unique requirements of our customers' product, guaranteeing optimal functionality and usability for maintenance engineers, enhancing safety, productivity





THE NIJL PROMISE:

1. Minimal footprint to maximize floor space
2. Multipurpose: single product for multiple applications
3. Safe working environment (at height)
4. Minimal set up time
5. Perfect fit for increased productivity

OUR PRINCIPLES:

Multi-purpose, Cost Effective, Turn-key.

Workshops are often crowded with equipment, leading to space constraints. NIJL stands and docking systems are designed to accommodate multiple working locations, allowing a single piece of equipment to provide access to various vehicles. This reduces the need for additional equipment and maximizes budget efficiency. We deliver our products on a turnkey basis, backed by extensive experience in assembling docking systems within complex environments.

“Provide optimal and safe access around the aircraft for various activities”

High quality innovation never compromised

Our products are built for long-lasting durability, designed to withstand demanding conditions.

Based on customer preferences, we offer systems with either manual or fully automated operations. Utilizing advanced 3D-scanning technology, NIJL can perform detailed scans of structures to assess specific maintenance requirements and ensure optimal access. NIJL is certified to ISO 9001 standards and holds NCAGE CODE H2BL2.

Project Excellence: Upholding Quality Standards with Professionalism

We execute our projects with professionalism and a high level of efficiency. Our teams collaborate closely, demonstrating hands-on flexibility to consistently meet client needs. At the same time, we employ modular engineering, leveraging the latest technological advancements. Over the years, we've standardized our processes and implemented rigorous quality control measures, ensuring our disciplined approach upholds professional standards, drives continuous product improvement, and exceeds customer expectations.

Road & Rail

Maintaining a modern fleet of transport vehicles often requires mechanics and engineers to work at height to access air conditioning units and carry out structural or glazing repairs. Increasingly with electric vehicles becoming more popular regular access to roof mounted power supply equipment present access challenges to operators and maintainers.

NIJL has developed a range of fixed and adjustable height access equipment to specifically address the requirements of bus and train operators and manufacturers to ensure the essential work can be carried out safely and efficiently.

OUR ROAD & RAIL ACCESS EQUIPMENT INCLUDES:

- Roof Access Platforms
- Door Access Platforms
- Nose End Platforms (Windshield)
- General Mobile Access Equipment
- EV Bus Roof Access
- Workshop / Production gantries



Roof Access

Many services in modern vehicles are located within the roof area. Our mobile or fixed roof access solutions have been designed to serve multiple purposes.

The platforms can enable technicians to conduct side, as well as, roof maintenance tasks with only one piece of access equipment.


The mobile roof platform features a deployable handrail enclosure designed to fully secure the work area, ensuring maximum user safety. The adjustable barrier allows mechanics to safely carry out tasks on the roofs of trains and buses within a protected environment.

Key features:

- Fixed or mobile platforms
- Height adjustable options
- Ideal for accessing air conditioning, pantograph or EV equipment on bus vehicles
- Bespoke designed equipment available



‘By working together collaboratively, we can find the optimal solution for your access requirements and minimize maintenance time.’



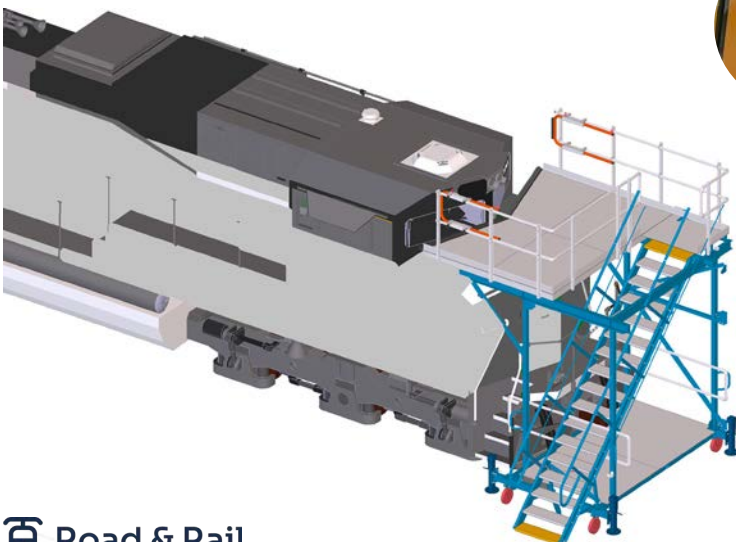


Front End-Nose Access

This mobile Nose End platform is specifically designed to perform maintenance to the front of the rail vehicle. For instance, for windshield maintenance or reparations. This working platform is easy to move, because of the lightweight structure (optimal mix of steel and aluminium).

Key features:

- Non-slip flooring
- Available for a range of vehicle types
- Either fixed or adjustable height
- Adjustable handrail systems
- Deployable bogie wheels



Door Access

We deliver multiple door entry access platforms, for performing maintenance and inspections to rail vehicles. These stairs are used in maintenance depots, so the engineers can safely and easily access the locomotives and carriages while performing maintenance activities.

Key features:

- Non-slip flooring
- Available for a range of vehicle types
- Either fixed or adjustable height
- Adjustable handrail systems

YOUR BENEFITS:

- Optimal working conditions due to fit for purpose design and optional height adjustment
- Minimum footprint to save space in the workshop
- All platforms designed to EU standards



Mobile Access Stairs

Multi-Purpose Stands

Multi-Purpose Stands from NIJL ensure optimal flexibility to access multiple work areas. Your benefit: Saves costs and space as one stand fits many purposes.

OUR PRODUCT RANGE:

- Fixed Height Stands - with Flexible Railing System (FRS) or Fixed Height Railing
- Height Adjustable Stairs MPS
- Height Adjustable Stairs VHS
- Height Adjustable Stairs SFS


All Multi-Purpose Stands are towable in Low Speed (LS), max 5 km/h and in High speed (HS), max. 25 km/h.

FIX/FRS



SFS





MPS



VHS



‘Provides optimal and safe access around working areas for various activities’

NIJL

Punterweg 4
8042 PB Zwolle
The Netherlands

T +31 38 202 80 20

E info@nijlgroup.com

www.nijlgroup.com



nijl[®]

For a safe working
environment